

## IEC Single Phase Capacitor Run Motors Standard Motors up to Frame Size 100

### Technical Data

Aluminium housing. Basic version

IE1	Rated Output kW	Size	Type	Rated Speed rpm	Nominal Efficiency %	Power Factor	Rated Current at 220V A	Rated Torque Nm	Starting Torque	Starting Current	Capacitor $\mu$ F	Capacitor Voltage V
									For Direct-on-line starting as multiple of the rated			
									Torque	Current		
3000 rpm, 2-poles, 50 Hz												
0.18	63 M	34180	2720	64.0	0.99	1.3	0.63	0.50	3.2	10	400	
0.25		34250	2750	65.0	1.00	1.8	0.86	0.60	3.5	10	450	
0.37	71 M	35370	2860	71.5	0.94	2.6	1.2	0.40	3.3	12	450	
0.55		35550	2800	70.0	1.00	3.6	1.9	0.48	3.0	16	450	
0.75	80 M	37750	2800	70.5	1.00	4.8	2.6	0.40	2.8	25	450	
1.1		37110	2850	77.0	1.00	6.5	4.3	0.35	4.0	35	400	
1.5	90 S	39150	2820	77.5	0.98	8.8	5.1	0.27	3.8	40	400	
2.2	90 L	39220	2850	79.0	0.95	13.3	7.3	0.26	4.1	50	400	
1500 rpm, 4-poles, 50 Hz												
0.12	63 M	41120	1350	54.5	1.00	1.0	0.85	0.54	2.2	8	400	
0.18		41180	1385	56.6	0.98	1.5	1.25	0.55	2.2	10	450	
0.25	71 M	36250	1390	59.0	0.97	2.0	1.7	0.71	1.9	18	450	
0.37		36370	1400	61.2	0.95	2.8	2.6	0.48	2.4	14	450	
0.55	80 M	38550	1395	68.5	0.98	3.6	3.8	0.32	3.9	30	400	
0.75		38750	1385	68.0	0.95	5.0	5.2	0.25	4.2	30	400	
1.1	90 S	40110	1425	77.0	0.94	6.9	7.4	0.32	4.6	35	450	
1.5	90 L	40150	1430	77.5	0.96	9.2	10	0.33	4.8	45	450	
2.2	100 L	43220	1445	79.5	0.95	13.2	14.5	0.31	5.2	70	400	

\* Flange-mounted (B5) and foot-mounted (B3) are available for all type of motors.



ELECTROGEN

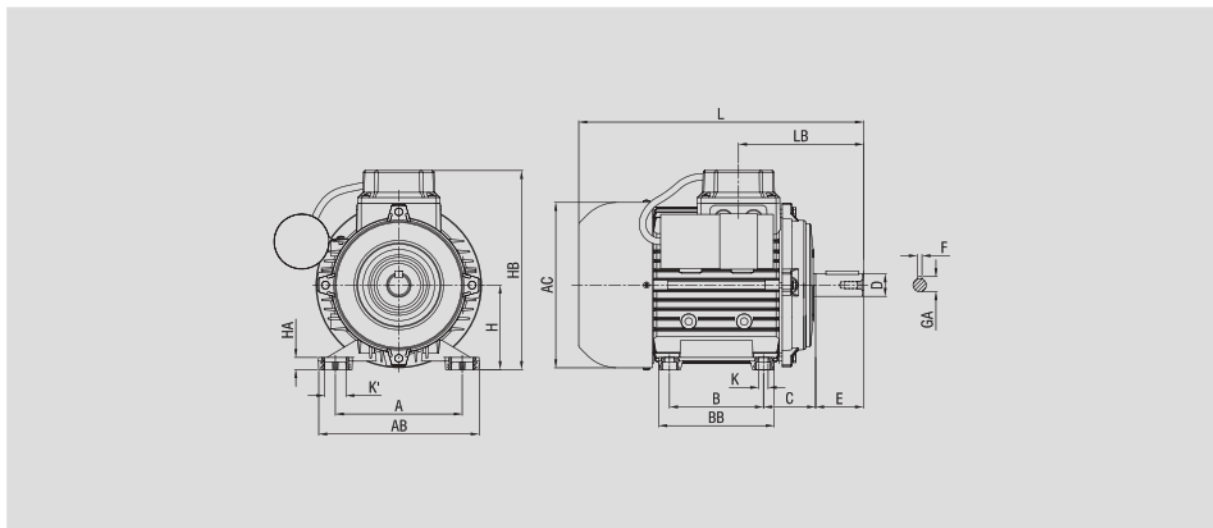


## IEC Single Phase Squirrel-Cage Motors Foot-Mounted Motors, IMB3

### Dimensions




Frame Size	No. of Poles	Dimension drawing according to IEC																	
		H	B	A	C	K	K'	D	E	F	GA	HA	BB	AB	AC	HB	LB	L	
63	2-8	63	80	100	40	M6	12	11	23	4	12.5	7	101	120	124	155	91.5	208	
71		71	90	112	47		11	14	30	5	16	8	112	136	141	171.5	105	244	
80		100	80	100	125	50	M8	15.5	19	40	6	21.5	12	125	150	159	193	118	273
90			90		140	56		18	24	50	8	26.9	13	123	171	176	210	133	306
100		100	140	160	63	M10	21	28	60	8		30.9	12.5	174.5	194	194.5	235	152.5	403
112		112	140	190	70						14		183	226.5	219.5	259	161	416	

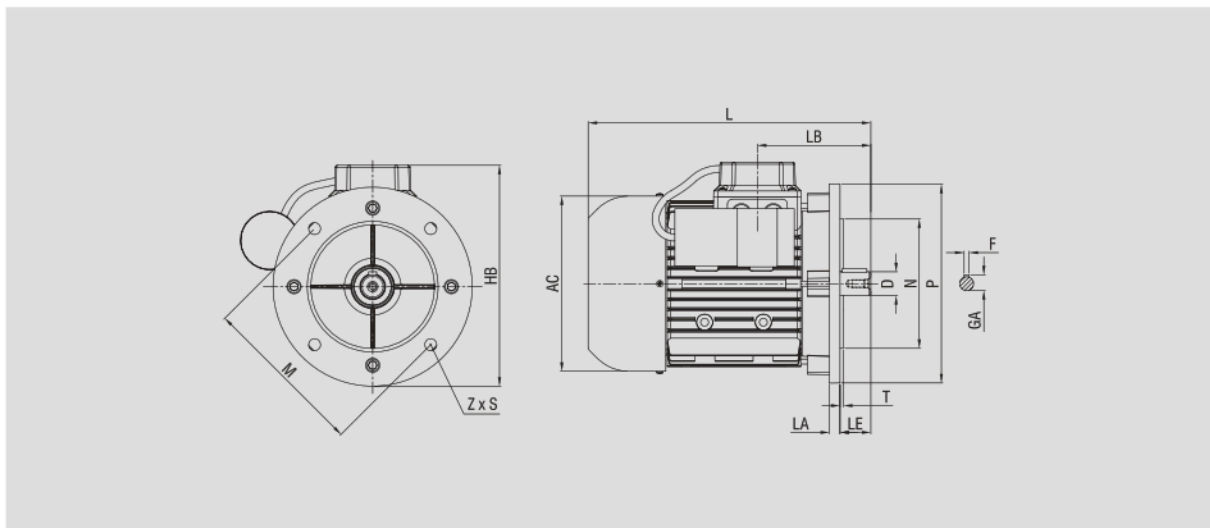


## IEC Single Phase Squirrel-Cage Motors Flange-Mounted Motors, IMB5

### Dimensions



Frame Size	No. of Poles	Dimension drawing according to IEC														
		P	N	M	LA	T	D	LE	F	GA	AC	HB	Z	S	LB	L
63	2-8	140	95	115	10	3	11	23	4	12.6	124	160	4	M8	91.5	208
71		160	110	130	9		14	30	5	16	141	180.5			105	244
80		200	130	165	11	3.5	19	40	6	21.5	159	213		M10	118	273
90		200					24	50	26.9	176	220	133			306	
100		250	180	215	12.5	4	28	60	8	30.9	194.5	257		M12	152.5	403
112		250			15						219.5	272			161	416





ELECTROGEN

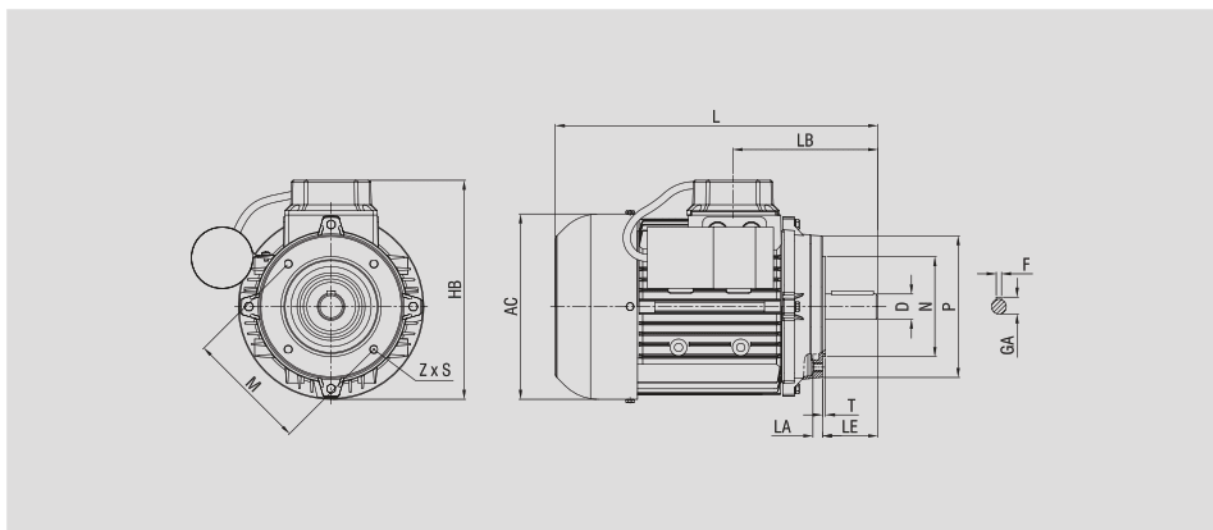


# IEC Single Phase Squirrel-Cage Motors Flange-Mounted Motors, IMB14

## Dimensions



Frame Size	No. of Poles	Dimension drawing according to IEC														
		P	N	M	LA	T	D	LE	AC	HB	L	LB	Z	S	F	GA
63	2-8	90	60	75	8	2.5	11	23	124	153	208	91.5	4	M4	4	12.6
71		106	70	85	9.5	3	14	30	141	171	244	105			M6	5
80		119	80	100	9		19	40	159	195	273	118		M8		6
90		135	95	115		24	50	176	210	306	133	8			26.9	
100		160	110	130	17	3.5	28	60	194	233	403			152.5		
112					16.5				218	257	416	161		30.9		



## IEC Single Phase Squirrel-Cage Motors Foot and Flange-Mounted Motors, IMB35

### Dimensions



Frame Size	No. of Poles	Dimension drawing according to IEC																								
		P	N	M	LA	T	D	LE	F	GA	AC	HB	Z	S	LB	L	A	B	K	K'	HA	BB	AB			
63	2-8	140	95	115	10	3	11	23	4	12.6	124	160	4	M8	91.5	208	100	80	M6	12	7	101	120			
71		160	110	130	9		14	30	5	16	141	180.5			105	244	112	90		11	8	112	136			
80		200	130	165	11	3.5	19	40	6	21.5	159	213		26.9	176	220	M10	118	273	125	100	M8	15.5	12	125	150
90		200																133	306	140			18	13	123	171
100		250	180	215	12.5	4	28	60	8	30.9	194.5	257		M12	152.5	403	160	140	M10	21	12.5	174.5	194			
112		250			15										161	416	190	140			14	183	226.5			

